

# PASSENGER EXPRESS 66



## PRINCIPAL DIMENSIONS

Length overall	66.85 metres
Length (waterline)	64.0 metres
Beam (moulded)	15.2 metres
Hull depth (moulded)	5.55 metres
Hull draft (maximum)	1.94 metres

## PAYLOAD AND CAPACITIES

Passengers	574
Crew	16
Maximum deadweight	100 tonnes

## PROPULSION


Main engines	4 x MAN 16V1750
Gearboxes	4 x ZF 9055 NR2H 2.609
Waterjets	4 x Hamilton HT900

## PERFORMANCE

Speed	35.8 knots @ 90% MCR
Fuel	30,000 litres

## CLASSIFICATION

Class	DNV
Notation	✱1A HSLC R2 Passenger EO HSC Category B
Flag	France



YARD NO: 425

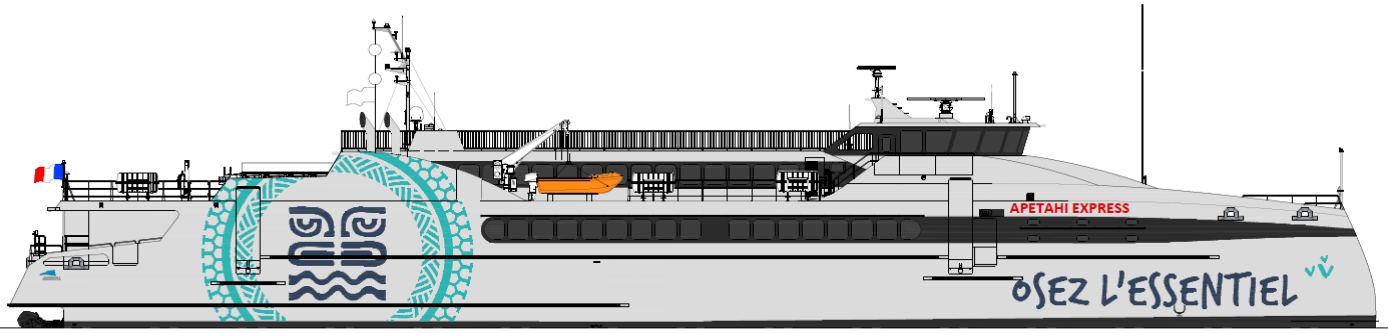
DESTINATION: FRENCH POLYNESIA

DELIVERED: 2023

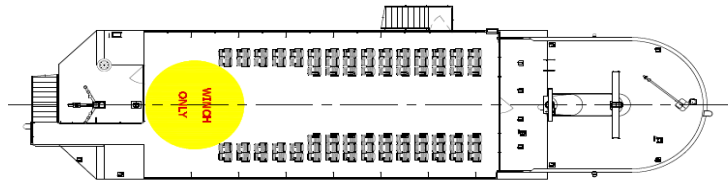
CLIENT: DEGAGE GROUP

# PASSENGER EXPRESS 66

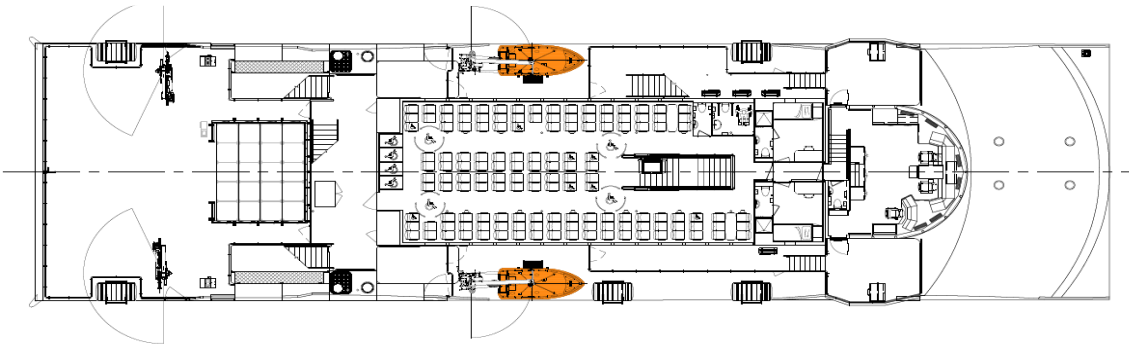
Vessel type: 66m Passenger Catamaran



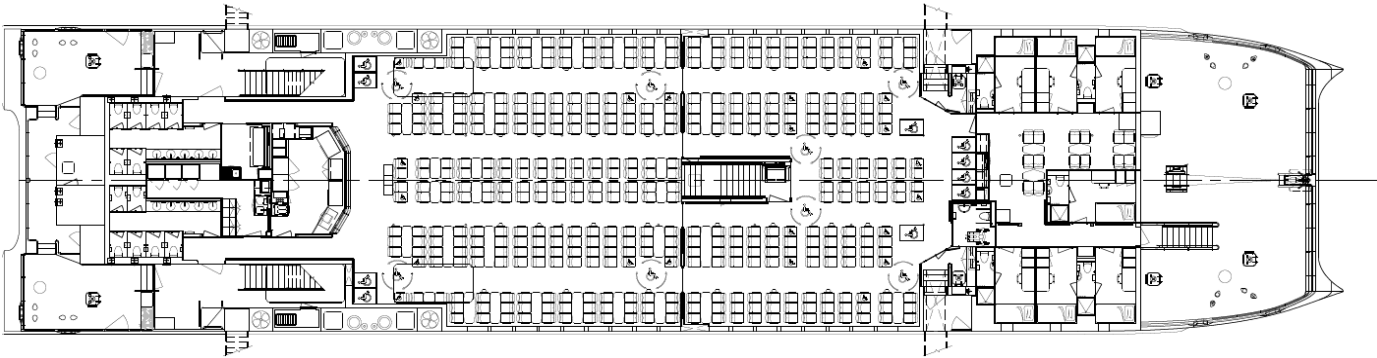
PROFILE



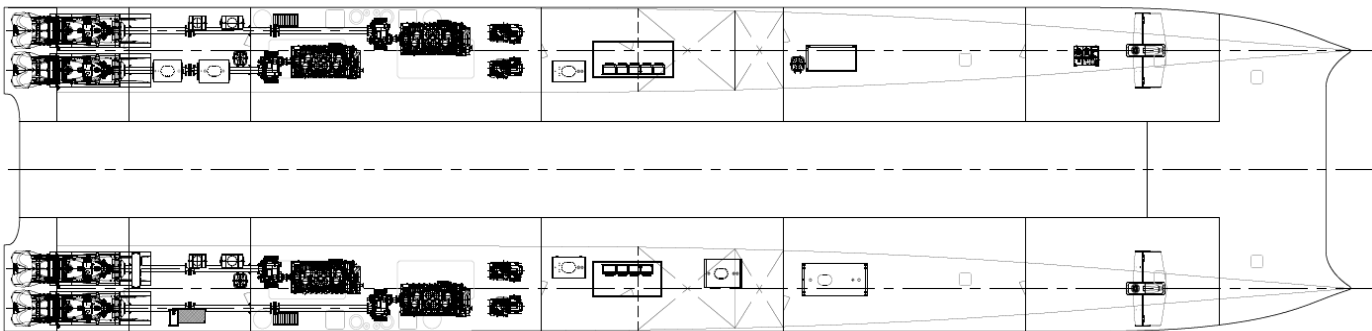
SUN DECK



UPPER DECK



MAIN DECK



HULLS

YARD NO: 425

DESTINATION: FRENCH POLYNESIA

DELIVERED: 2023

CLIENT: DEGAGE GROUP



100 Clarence Beach Road  
Henderson  
Tel +61 8 9410 1111  
sales@austal.com  
www.austal.com